

air prep

# 201 Series

Refrigerated Air Dryers



# numatics®

# Table of Contents



---

<b>201 Series Dryers</b> .....	3-5
Features and Benefits .....	3
Dimensions .....	4
How to Order .....	5
Product Specifications .....	5



### 201 Series Refrigerated Air Dryer

In today's compressor dryer market, good quality, reasonable pricing and deliveries are an absolute must. The Ultra Air 201 Series Refrigerated Dryer provides just that: a competitively priced dryer with consistent pressure dew points (33°F - 39°F)\*, delivered quickly and backed by a five-year warranty.\*\*


Every dryer is designed with energy savings in mind. All components are properly sized to assure that no energy is wasted. Ample inside cabinet space and easy access components make for simple future maintenance and adjustments. Since only top quality components are utilized, the 201 Series will give the customer years of uninterrupted service.

\* Based upon C.A.G.I standards.

\*\* For details on warranty contact the factory.

### Features

1. Standard suction and discharge gauges on units 125-2000 for easy detection of pressures
2. Thermostatic Expansion Valve - designed to maintain the proper evaporator temperature (10-75 Models use AXV Valve)
3. Fan has sealed bearings, keeping it maintenance free for many years to come
4. Hot Gas Bypass Valve - designed to allow only gas - no liquid - to inlet of refrigerant compressor and to maintain suction pressure at low load conditions. (75-2000 Models only)
5. Standard liquid line filter dryer assures a clean, dry refrigerant system
6. Powder coat paint finish
7. Heat Exchanger
  - Provides a 5 PSI or less pressure drop across the whole dryer, even with the standard inlet filter (see #8). Specially designed for the compressor dryer industry.
  - 316 stainless steel, non-fouling; designed to meet or exceed a 39°F pressure dewpoint (in accordance with C.A.G.I. performance specifications)
8. Standard Delta Series™ 1 micron inlet filter removes oil and particulate, keeping the heat exchanger efficient for many, many years. Please contact factory for more information on the Delta Series™ filters.
9. Standard Manual Reset prevents overheating of the compressor (250-2000 Models only)



10. Separator provides 99%+ water removal efficiency
11. Standard Electronic Drain Valve(s) on all units, except 10-100 Models which uses a float drain on prefilter
12. Units 250 - 2000 provide a compressor that is:
  - Tolerant to liquid slugging
  - Designed with a 100% gas cooled motor
  - Internal motor protection and pressure relief valve



## 201 Series Refrigerated Air Dryers

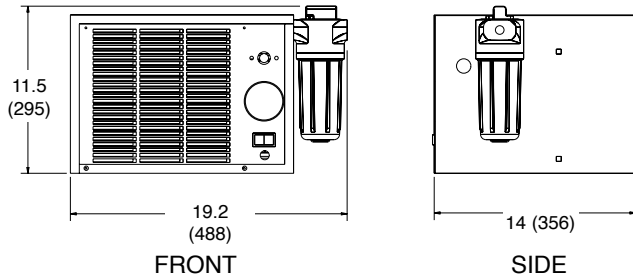
# NUMATICS®

### 201 Series Refrigerated Air Dryers

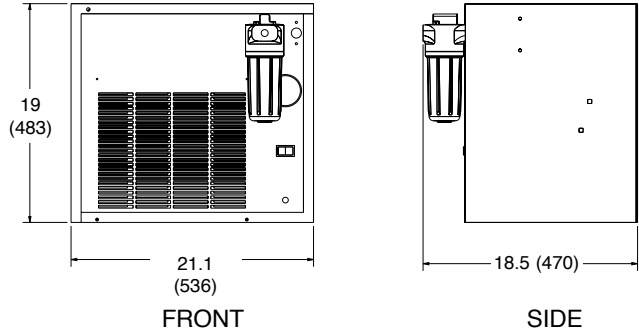
#### Dimensions

dimensions in inches and millimeters in (parenthesis)

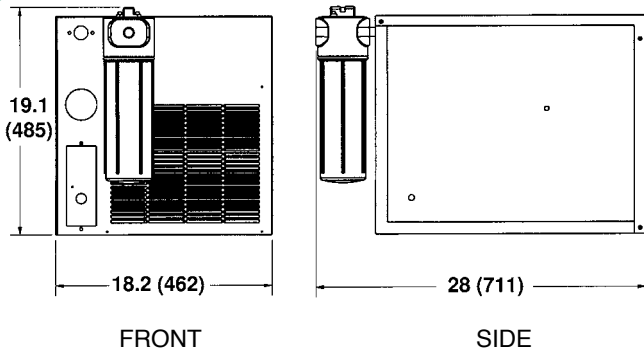
#### UA201-10



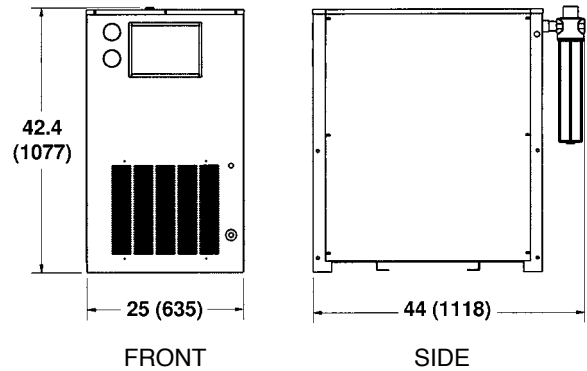
#### UA201-20, UA201-25, UA201-45



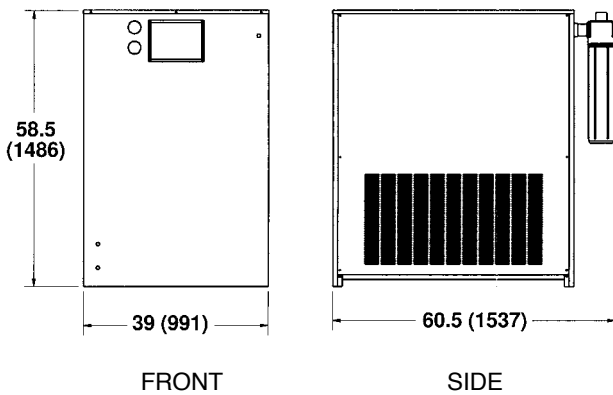
#### UA201-55, UA201-75, UA201-100



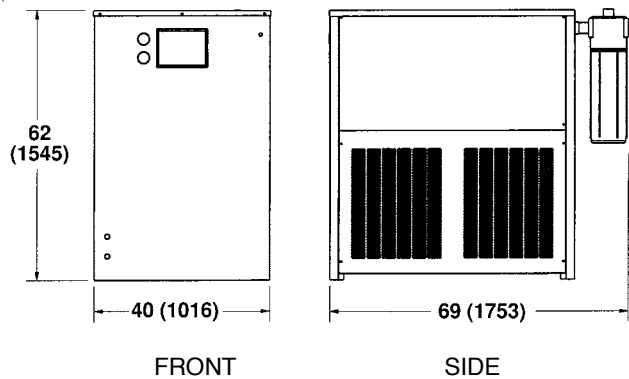
#### UA201-125, UA201-150, UA201-200, UA201-250, UA201-300



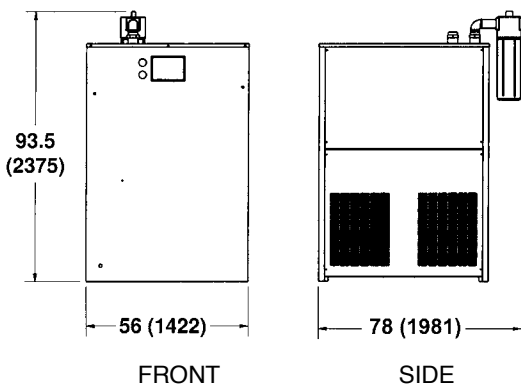
#### UA201-400, UA201-500, UA201-625



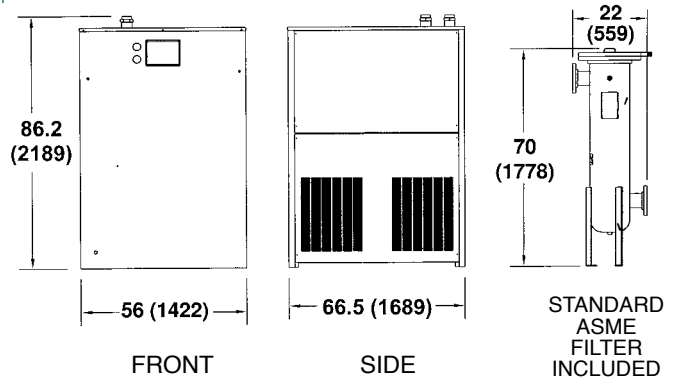
#### UA201-800, UA201-1000, UA201-1200



#### UA201-1600



#### UA201-1750, UA201-2000





### 201 Series Refrigerated Air Dryers – How to Order/Product Specs

ULTRA AIR MODEL #	*SCFM@ 39°F	MAX. WORK PRESSURE	AVAILABLE VOLTAGE					PORTS IN/OUT	WEIGHT LBS (KG)	COMPRESSOR H.P.
			A	B	C	D	E			
UA201-10	10	230	X					1/2 NPT	88	1/6
UA201-20	20	230	X					1/2 NPT	90	1/5
UA201-25	25	230	X					1/2 NPT	90	1/4
UA201-45	45	230	X					1/2 NPT	130	1/4
UA201-55	55	230	X					3/4 NPT	160	1/3
UA201-75	75	230	X	X				3/4 NPT	190	1/2
UA201-100	100	230	X	X				3/4 NPT	200	1/2
UA201-125	125	230	X	X				1 NPT	345	3/4
UA201-150	150	230	X	X				1 NPT	400	3/4
UA201-200	200	230	X					1 1/2 NPT	440	1
UA201-250	250	230	X	X	X	X		1 1/2 NPT	460	1 1/2
UA201-300	300	230	X	X	X	X		2 NPT	480	1 1/2
UA201-400	400	230	X	X	X	X		2 NPT	800	2
UA201-500	500	230	X	X	X	X		2 NPT	900	2 1/2
UA201-625	625	230	X	X	X	X		2 NPT	950	3
UA201-800	800	230	X	X	X	X		2 1/2 NPT	1600	4
UA201-1000	1000	230	X	X	X	X		2 1/2 NPT	1650	5
UA201-1200	1200	230	X	X	X	X		3 NPT	CF	6
UA201-1600	1600	230	X	X	X	X		3 NPT	CF	8
UA201-1750	1750	230	X	X	X	X		4 NPT Flange	CF	10
UA201-2000	2000	230	X	X	X	X		4 NPT Flange	CF	10

CF = Consult factory

\* Rated Flow Capacity (SCFM)- Conditions for rating dryers are in accordance with CAGI (Compressed Air and Gas Institute).

#### Options:

- A = 115/1/60
- B = 208-230/1/60 - 220-240/1/50
- C = 208-230/3/60 - 220-240/3/50
- D = 460/3/60
- E = 575/3/60
- F = Electronic Control Panel Upgrade (125 - 2000 models only)
- G = Refrigerant Discharge Gauge (20 - 100 models only)
- H = High Temperature Warning Light (all models)
- P = Panel Ambient Air Filter (all models)
- T = Three Valve Bypass
- W = Watercooled Condensator (150 - 2000 models only)
- Z = Zero Loss Drain (75 - 2000 models only)

#### Example Model #:

UA201-1000DFZ

#### Description:

1000 SCFM 201 Series Refrigerated Dryer with 460/3/60 voltage, Upgraded Electronic Control Panel, with Zero Loss Drain.

For options not shown please consult factory

#### Standard Control Panel

(10 - 100 models) Includes:

Power On/Off Switch and Incoming Power Light  
Refrigerant Suction Gauge

#### Standard Control Panel (125 - 2000 models) Includes:

<b>Monitors:</b>	<b>Controls:</b>
Incoming Power Light	Dryer On/Off Switch and Light
Drain On Light	Push to Test Drain Button
Refrigerant Suction Gauge	Drain Open Time
Refrigerant Discharge Gauge	Drain Closed Time

#### Deluxe Electronic Control Panel (125 - 2000 models)

<b>Includes:</b>	<b>Monitors:</b>	<b>Controls:</b>
Outlet Air Temperature	Inlet Air Temperature	Compressor On Switch
Ambient Air Temperature	Evaporator Temperature	Push to Test Drain Button
Refrigerant Suction (Gauge)	Refrigerant Discharge (Gauge)	Electronic Drain Open Time
Incoming Power Light	Drain On Light	Electronic Drain Closed Time

Refrigerant information: 10-200 = R134A; 250-2000 = R22

#### Replacement Filter Elements

Ultra Air recommends that filter elements be replaced every 9-12 months depending on air quality

FOR MODEL:	REPLACEMENT ELEMENT:
UA201-10	FRL-EKF9004H
UA201-20	FRL-EKF9004H
UA201-25	FRL-EKF9004H
UA201-45	FRL-EKF9004H
UA201-55	FRL-EKF9008H
UA201-75	FRL-EKF9008H
UA201-100	FRL-EKF9008H
UA201-125	FRL-EKF9008H
UA201-150	FRL-EKF9008H
UA201-200	FRL-EKF9012H
UA201-250	FRL-EKF9012H
UA201-300	FRL-EKF9012H
UA201-400	FRL-EKF9016H
UA201-500	FRL-EKF9016H
UA201-625	FRL-EKF9016H
UA201-800	FRL-EKF9024H
UA201-1000	FRL-EKF9024H
UA201-1200	FRL-EKF9024H
UA201-1600	FRL-EKF9024H
UA201-1750	FI-SP83250
UA201-2000	FI-SP83250

#### Dryer Correction Factors

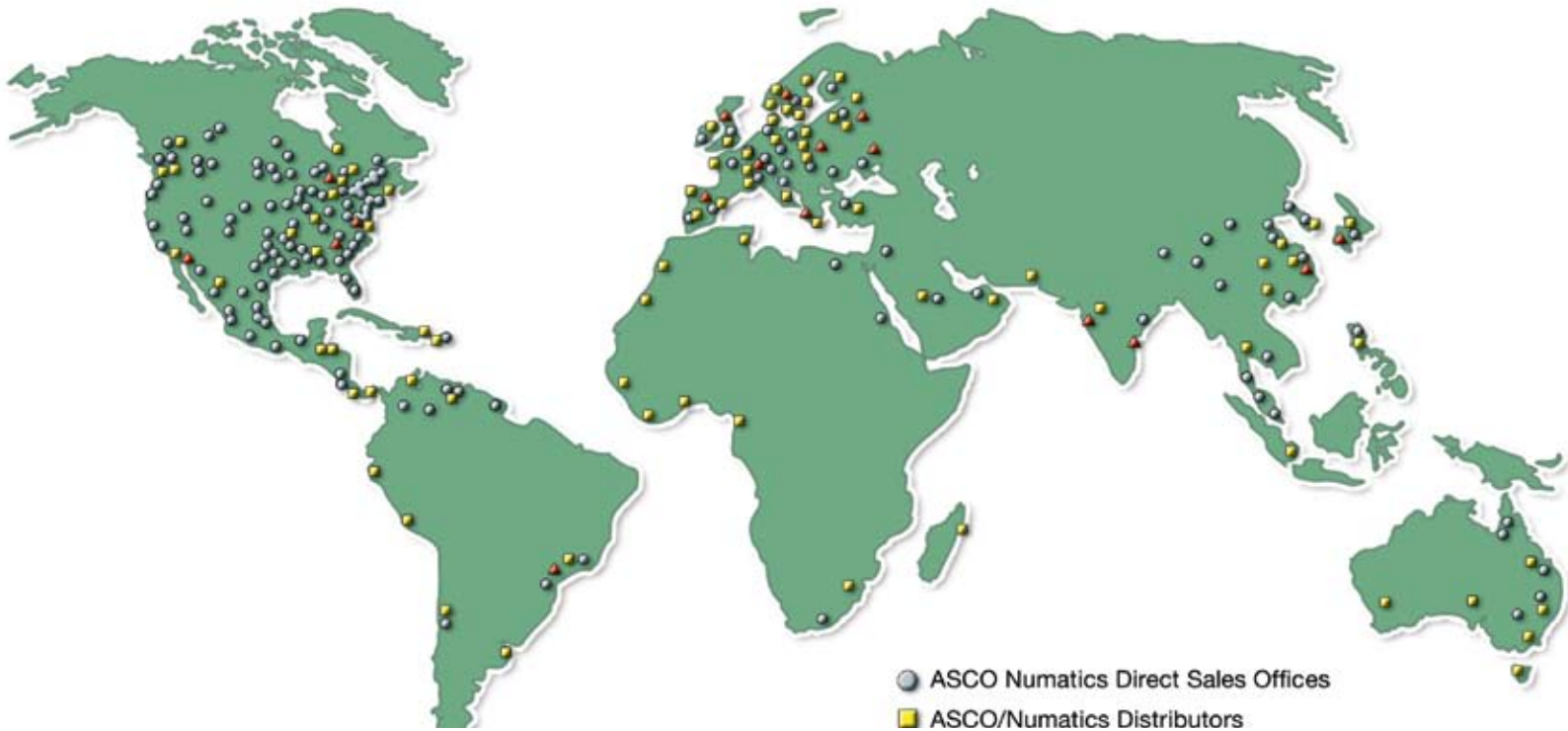
INLET AIR TEMP (°F)	INLET AIR PRESSURE (PSIG)									
	60	80	90	100	110	125	150	200	220	250
FLOW (% OF RATED CAPACITY)										
80	103	120	128	135	138	143	149	158	161	165
90	93	108	115	121	124	127	134	142	144	148
100	77	89	95	100	102	106	111	117	119	123
110	59	66	70	74	75	78	82	87	88	91
120	44	50	53	56	57	59	62	66	67	68
130	35	40	43	46	46	48	51	54	55	56

AMBIENT AIR TEMP* (°F)	CORRECTION FACTOR
80	1.12
90	1.06
100	1.00
110	0.94

\* For dew points higher than Class H and pressures lower than 100 PSIG, pressure drop may exceed 5 PSI; consult factory for assistance

# NUMATICS

*World Class Supplier  
of Pneumatic Components*



## WORLD HEADQUARTERS

### USA

#### Numatics, Incorporated

46280 Dylan Drive  
Novi, Michigan 48377

P: 248-596-3200  
F: 248-596-3201

### Canada

#### Numatics, Ltd

P: 519-452-1777  
F: 519-452-3995

### Mexico

#### Numatics de Mexico S.A. de C.V.

P: 52-222-284-6176  
F: 52-222-284-6179

For a comprehensive listing of all Numatics production and distribution facilities worldwide, visit:

**[www.numatics.com](http://www.numatics.com)**